

Product Features

Radius™



Radius 16

BTE ITE ITC CIC

FEATURES

INTEGRATED REAL EAR

- Performs real ear measurement and incorporates data immediately throughout Inspire OS 2.1

AUTO PATH

- Initial fitting protocol performed in less than two minutes

ADVANCED BENEFITS

- Voice Indicators – use speech to alert wearers of hearing aid status
- Self Check – runs a diagnostic check of the microphone, circuit, and receiver
- Reminder – provides an audible reminder for follow-up appointments

ENVIRONMENTAL ADAPTATION

- Includes Acoustic Signature, a state-of-the-art environmental detection and adaptation system
- Identifies unique sound environments and adjusts to them instantly
- Automatically detects quiet, mechanical sounds, wind, and other sounds

DATA LOGGING

- Links with Acoustic Signature to identify and log individual sound environments
- Enables the highest level of personalization in adjustments

FINE TUNING

- 8 channels for sound adaptation
- 12 bands for the most precise level of fine-tuning currently available

ACTIVE FEEDBACK INTERCEPT

- Provides virtual feedback elimination
- Prevents whistling
- Eliminates irritating artifacts
- Works in concert with Directional Speech Detector and Acoustic Signature to produce a clean, feedback-free sound quality

AUTOMATIC TELEPHONE RESPONSE

- Instantaneously and automatically adjusts for optimum telephone communication

ADAPTIVE INDICATOR TONES

- Unique tones for memory, low battery, volume, etc.
- Automatically adjusts in noisy environments

DIRECTIONAL SPEECH DETECTOR

- Features industry's best Directivity Index
- Improves speech intelligibility in noisy environments
- Available on most styles

Radius 12

BTE ITE ITC CIC OTE

ENVIRONMENTAL ADAPTATION

- Includes Acoustic Signature, a state-of-the-art environmental detection and adaptation system
- Identifies unique sound environments and adjusts to them instantly
- Automatically detects quiet, mechanical sounds, wind, and other sounds

DATA LOGGING

- Links with Acoustic Signature to identify and log individual sound environments
- Enables the highest level of personalization in adjustments

FINE TUNING

- 8 channels for sound adaptation
- 12 bands for the most precise level of fine-tuning currently available

ACTIVE FEEDBACK INTERCEPT

- Provides virtual feedback elimination
- Prevents whistling
- Eliminates irritating artifacts
- Works in concert with Directional Speech Detector and Acoustic Signature to produce a clean, feedback-free sound quality

AUTOMATIC TELEPHONE RESPONSE

- Instantaneously and automatically adjusts for optimum telephone communication

ADAPTIVE INDICATOR TONES

- Unique tones for memory, low battery, volume, etc.
- Automatically adjusts in noisy environments

DIRECTIONAL SPEECH DETECTOR

- Features industry's best Directivity Index
- Improves speech intelligibility in noisy environments
- Available on most styles

Radius 8

BTE ITE ITC CIC

ENVIRONMENTAL ADAPTATION

- Transitions seamlessly from one acoustic environment to the next
- Provides superior identification and detection of quiet and other sounds

DATA LOGGING

- Records a wide variety of information about the daily use of hearing instrument
- Enables highly customized adjustments

FINE TUNING

- 8 channels for sound adaptation
- 10 bands for enhanced fine-tuning

ACTIVE FEEDBACK INTERCEPT

- Provides virtual feedback elimination
- Prevents whistling
- Eliminates irritating artifacts
- Works in synergy with environmental adaptation to produce better sound

AUTOMATIC TELEPHONE RESPONSE

- Instantaneously and automatically adjusts for optimum telephone communication

ADAPTIVE INDICATOR TONES

- Unique tones for memory, low battery, volume, etc.
- Automatically adjusts in noisy environments

DIRECTIONAL SPEECH DETECTOR

- Features industry's best Directivity Index
- Improves speech intelligibility in noisy environments

Radius 4

BTE ITE ITC CIC

ENVIRONMENTAL ADAPTATION

- Transitions easily from one acoustic environment to the next
- Detects quiet and other sounds

DATA LOGGING

- Records a wide variety of data about the daily use of hearing instrument
- Enables highly customized adjustments

FINE TUNING

- 4 channels for sound adaptation
- 8 bands for fine-tuning

ACTIVE FEEDBACK INTERCEPT

- Provides virtual feedback elimination
- Prevents whistling
- Eliminates irritating artifacts

AUTOMATIC TELEPHONE RESPONSE

- Instantaneously and automatically adjusts for optimum telephone communication

ADAPTIVE INDICATOR TONES

- Unique tones for memory, low battery, volume, etc.
- Automatically adjusts in noisy environments











DIRECTIONAL SPEECH DETECTOR

- Features industry's best Directivity Index
- Improves speech intelligibility in noisy environments

Lifestyle Usage Guide

Radius™



ADVANCED BENEFITS	Touchless		Radius 16		
	Self Check				
	Voice Indicators				
	Reminder				
	NOISY ENVIRONMENTS				
	IN THE STANDS			Radius 12	
	AT A PARTY				
	ON THE TOWN				
	OUT OF DOORS				
	AT WORSHIP				Radius 8
	IN A MEETING				
	A QUIET CAFÉ				Radius 4
	ONE-ON-ONE				
	AT HOME				
	QUIET ENVIRONMENTS				