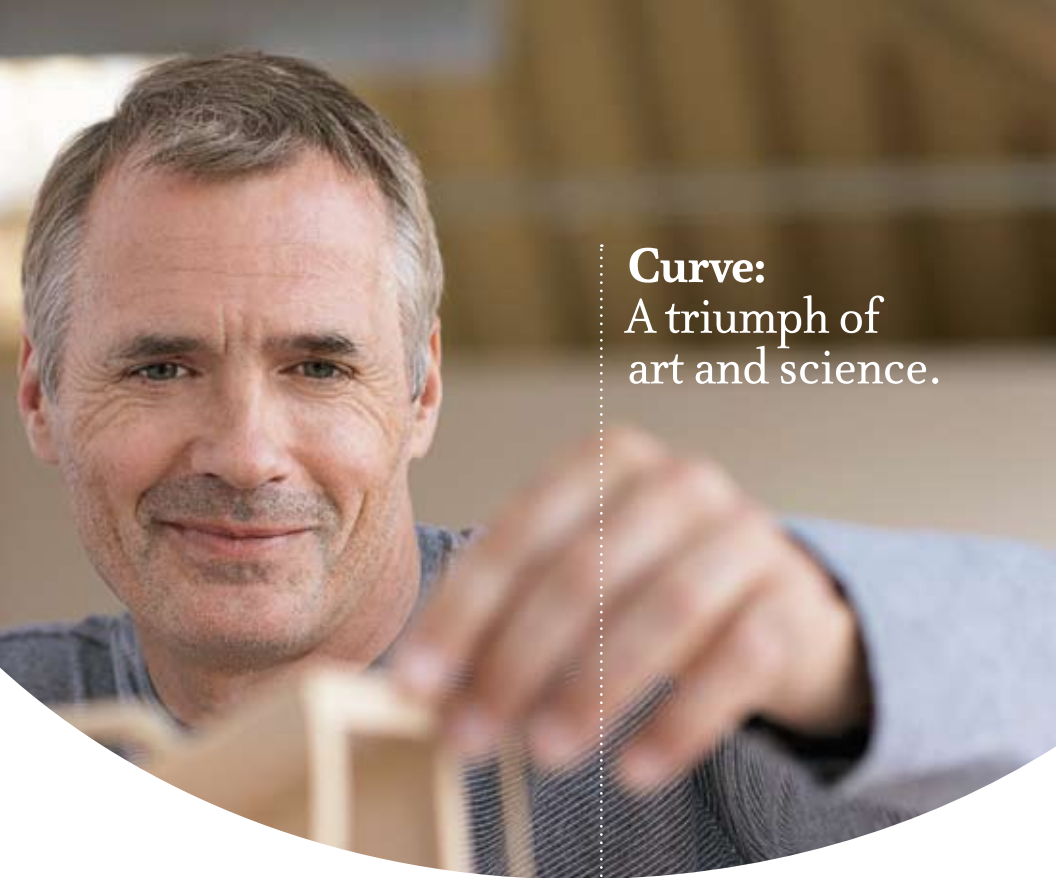




curve™

{ with BluWave™ SP }

MICRO-TECH



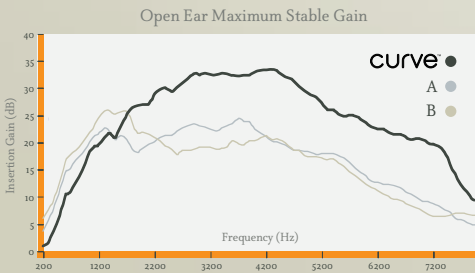
Curve:
A triumph of
art and science.

Of course, your patients will love the way Curve looks. But Curve is so much more. Extensive research went into making Curve the most comfortable receiver-in-canal device on the market. Even more important, Curve is the best in its class, offering better feedback cancellation, greater headroom, more directionality, improved high-frequency audibility, seamless environmental adaptation, and a more accurate fit.



At the heart of each Curve hearing instrument is our proprietary **BluWave Signal Processing**, designed to maximize performance in even the most challenging listening environments our patients deal with today.

Only Curve offers **Active Feedback Intercept (AFI)**, the industry's benchmark in feedback elimination with up to 20 dB of added stable gain. This means Curve delivers more audible speech to more wearers, more often.



In the open ear, Curve can provide listeners with up to 13 dB more gain in the high frequencies than the two closest performing competitors in this class.

Micro-Tech Curve was benchmarked against leading receiver-in-canal products from GN Resound, Oticon, Phonak, Siemens, and Unitron. Only the top performing products are depicted in each figure.

curve™
 (with BluWave™ SP)

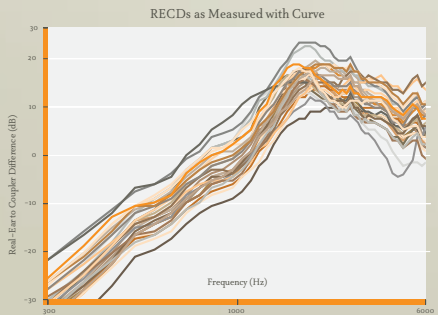
Directivity Index Table

Curve	A	B	C	
DI	5.76	4.84	4.34	4.38

DSD in Curve has the highest average Free-Field Directivity Index when compared to all products in this class.

Every Curve comes loaded with **Directional Speech Detector (DSD)**, an automatic system optimized by BluWave Signal Processing to give patients the best performing directional system on the market today. The result: clear, audible speech in almost any situation.

Fitting Curve is a great experience, thanks to **Integrated Real Ear Measurement (IREM)**. This easy-to-use feature increases both fitting accuracy and patient satisfaction. Curve is the only device in its class to offer real ear measurement built-in.



Thirty RECDs obtained using Integrated Real Ear Measurement with Curve are shown above. Integrated Real Ear Measurement in Micro-Tech Curve will automatically adjust for the acoustics of your patient's ear and provide an accurate first fit.

Curve™

{ with BluWave™ SP }

A best-in-class solution you can believe in.

Curve, with Micro-Tech's new proprietary BluWave Signal Processing, features unprecedented feedback cancellation, superior directionality, seamless environmental adaptation, and built-in real ear measurement, all wrapped up in a small, beautifully designed exterior. And with the widest fitting range in its class, more patients can benefit from this technology than ever before. You'll be confident your patients will enjoy improved hearing, and they'll feel confident wearing them.

Experience more at mtheating.com.



Micro-Tech Hearing Instruments
6425 Flying Cloud Drive
Eden Prairie, MN 55344
800.745.4327
www.mtheating.com